



# Illinois Autism/PDD Training & Technical Assistance Project

## IATTAP TRAINING

**3919**  
schools in Illinois

**432**  
school teams trained

**11%**  
Illinois schools have participated in foundation level IATTAP training

## *FY04 Highlights & Future Challenges*

### Current Project


- ▶ Annual IDEA discretionary grant from ISBE
- ▶ Regional T/TA Resource Teams
- ▶ Team Training
- ▶ Supplemental training opportunities
- ▶ Consultation and technical assistance
- ▶ Resource library materials centers/Website
- ▶ Expanded parent education and support opportunities

## Since 1998

▶ **2295**  
people have attended basic level team training

▶ **6089**  
people have attended supplemental opportunities

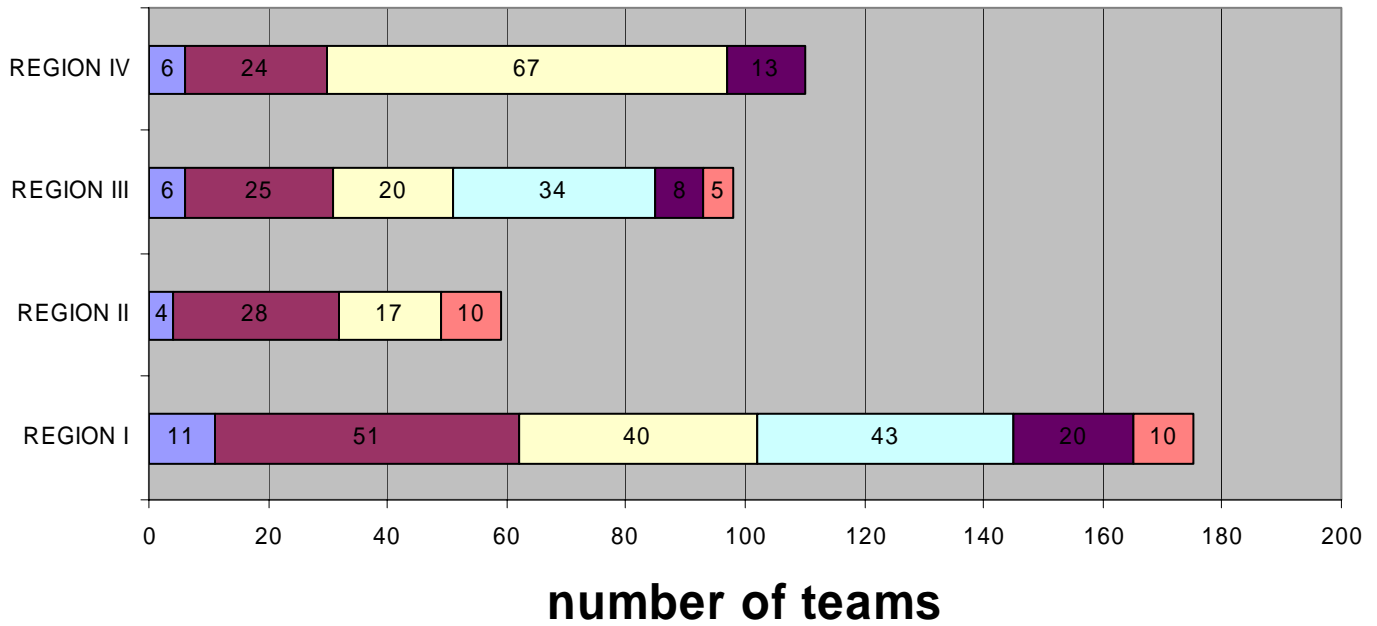
▶ **1303**  
people have attended family education activities



## Supplemental Training Attendance

	Grant Years				
	1999-2000	2000-2001	2001-2002	2002-2003	2003-2004
<b>Yearly Supplemental Total</b>	<b>389</b>	<b>1089</b>	<b>878</b>	<b>681</b>	<b>1819</b>
<b>Yearly Local Training Total</b>			<b>169</b>	<b>569</b>	<b>362</b>
<b>Heartland (experiential)</b>		<b>15</b>	<b>30</b>	<b>58</b>	<b>30</b>
<b>Yearly Total</b>	<b>389</b>	<b>1104</b>	<b>1077</b>	<b>1308</b>	<b>2211</b>
<b>Cumulative Total</b>	<b>389</b>	<b>1493</b>	<b>2570</b>	<b>3878</b>	<b>6089</b>

## Team Training



432 teams trained

Short statistics for June 2004	
Month	Hits
June 2004	4641
May 2004	8565
April 2004	8857
March 2004	10383
February 2004	8288
January 2004	7170
December 2003	5253
November 2003	6263
October 2003	6528
September 2003	6388
August 2003	5812
July 2003	4944
<b>Total</b>	<b>83092</b>
<b>Average</b>	<b>6924</b>





Website hits for FY04




## PROJECT FAMILY WORKSHOPS

<i>Grant Year</i>	<i>Number of Workshops</i>	<i>attendance</i>
1998-1999	2	24
1999-2000	3	36
2000-2001	8	110
2001-2002	11	174
2002-2003	24	398
2003-2004 to date	15 topics, 14 workshops and conferences	561
<b>TOTAL</b>		<b>1303</b>

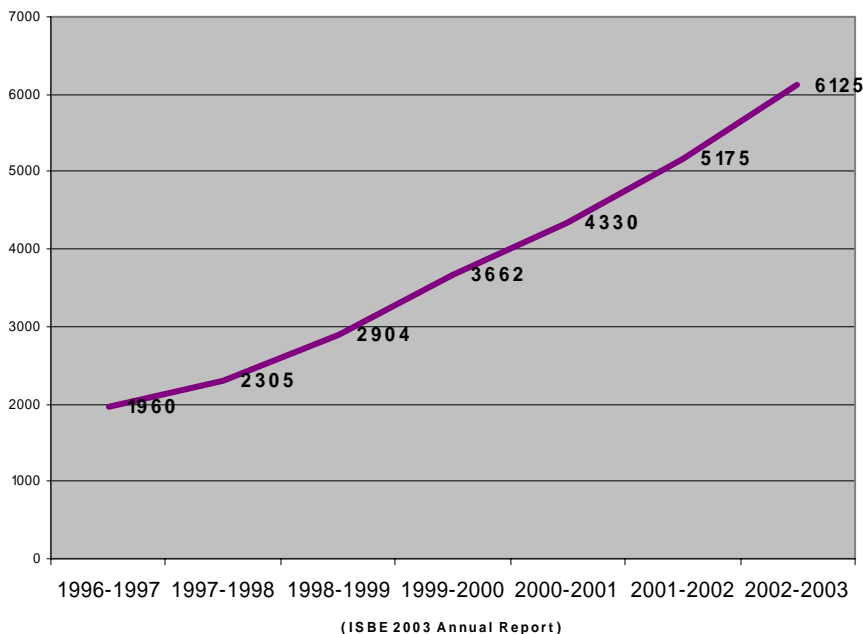
### Family Resource Specialist Network

-  11 family conferences held
-  5 Resource Guides developed
-  Over 400 Resource Guides printed and distributed to families
-  137 phones calls average per Specialist



# EDUCATION STATUS AND CHALLENGES

Number of Children in Illinois Receiving Special Education under the Category of Autism Ages 3-21



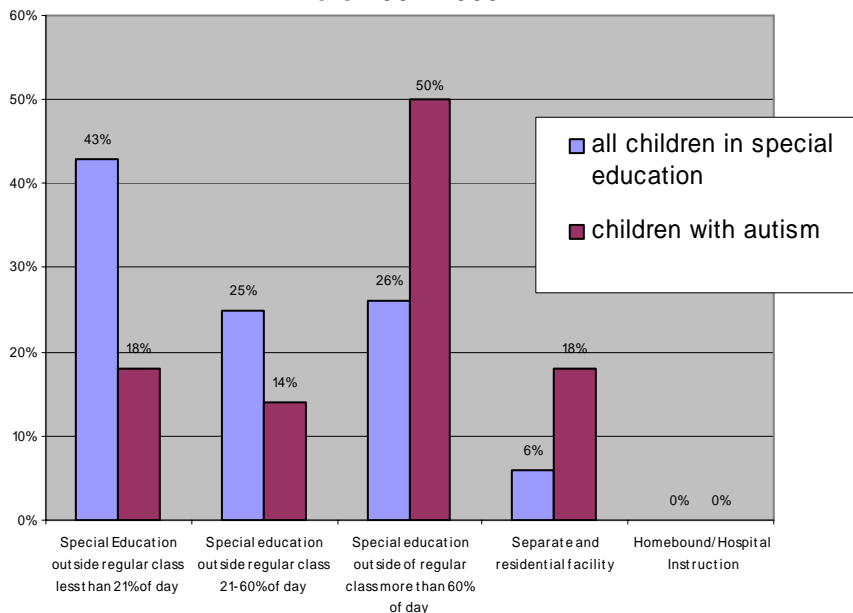
**Five Year Increase in Autism Disability Category in Illinois Students ages 3-21**

1997-98	2002-03
2305	6125
<b>266% increase</b>	

## Project Expansion Plans FY05

- ▶ ISU Connection
- ▶ Web/DVD Training
- ▶ Regional Coordinators
- ▶ Regional Consultation/TA
- ▶ Evaluation and Data

Comparison of Education Placements All Students in Special Education and Students with Autism Illinois 2002-2003



**Trainees Identify Biggest Barriers to Implementation**

- Education all staff**
- Administrative support**
- Money**
- Time**

